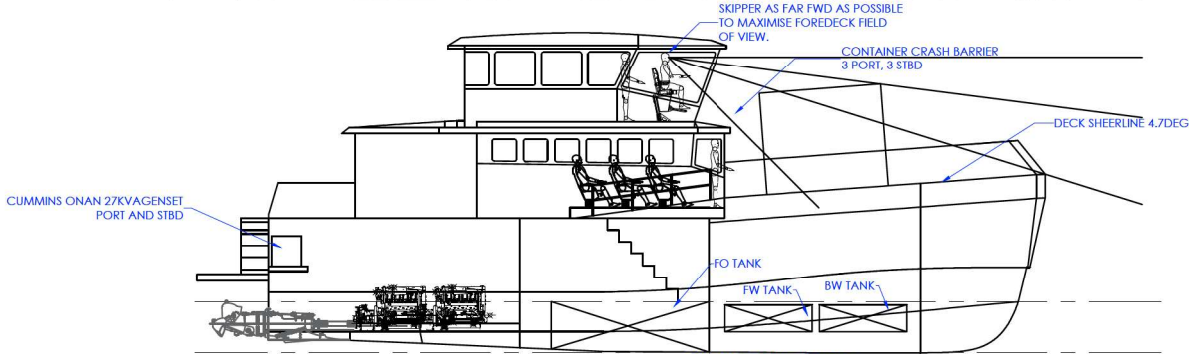
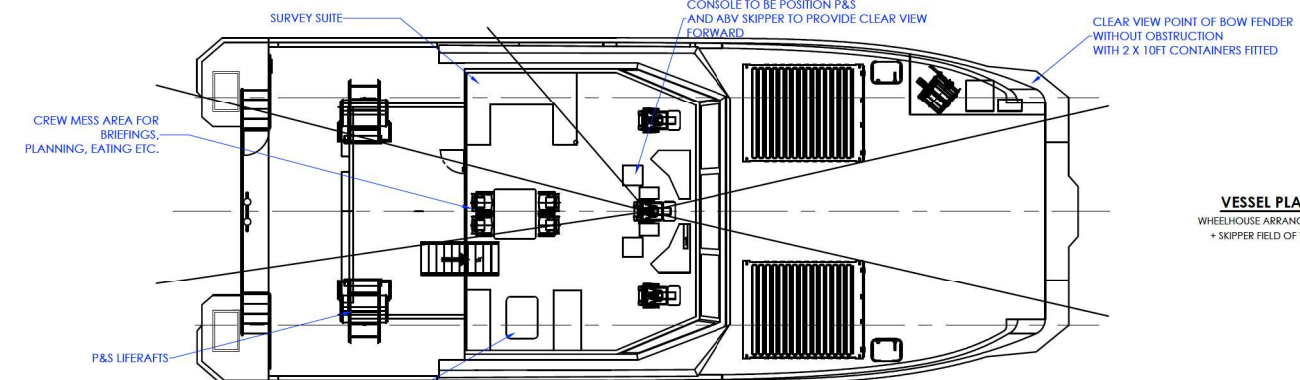


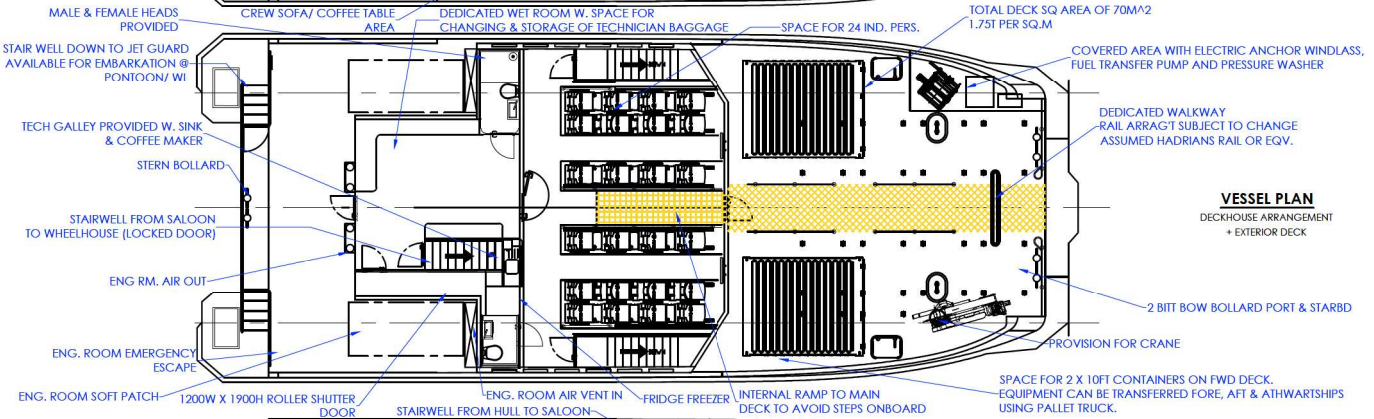
**VESSEL PROFILE**  
SIDE RENDER  
LOOKING TO PORT



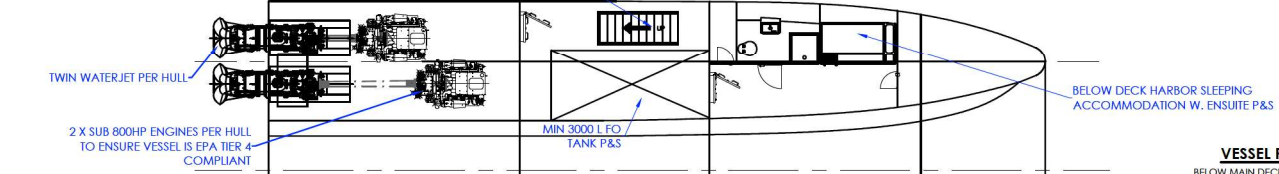
**VESSEL PROFILE**  
PRINCIPLE INTERIOR  
ARRANGEMENT  
LOOKING TO PORT



**VESSEL PLAN**  
WHEELHOUSE ARRANGEMENT  
+ SKIPPER FIELD OF VIEW



**VESSEL PLAN**  
DECKHOUSE ARRANGEMENT  
+ EXTERIOR DECK



**VESSEL PLAN**  
BELOW MAIN DECK PORT ONLY

CLIENT:		
DRAWING NO: <b>CH-EQ-XX-02-00-001</b>		
DRAWING TITLE: <b>CHARTWELL 24 65FEET CREW TRANSFER VESSEL GENERAL ARRANGEMENT</b>		
PROJECT NO: CH-EQ-XX	SHEET NO OF: 1 OF 1	SCALE AT A1: N/A

CONTACT DETAILS:

CASTLE COURT  
1 CASTLE STREET  
PORTCHESTER  
FAREHAM  
HAMPSHIRE  
PO16 9QD  
email: enquiries@chartwellmarine.com  
web: www.chartwellmarine.com



DISCLAIMER:

THIS DRAWING IS THE COPYRIGHT OF CHARTWELL MARINE LIMITED. IT IS CONFIDENTIAL AND MUST NOT BE USED FOR MANUFACTURE OR COPIED OR COMMUNICATED TO ANY OTHER PERSON WITHOUT THE EXPRESS PERMISSION OF CHARTWELL MARINE LIMITED.

Notes:

PRINCIPAL DIMENSIONS		
LENGTH OA	22.4m (73.5ft)	PROPULSION 4 X WATERJET
LENGTH HULL	19.8m (64.96ft)	
BEAM OA	8.87m (29.1ft)	ENGINE 4 X SUB 800HP ENGINES
FRAME SPACING	0.8m TYP.	
MAX SPEED	29 KTS	

REV	DESCRIPTION	BY	CHK	DATE
A	FIRST ISSUE	FC	AP	25/02/19